

חיים בריאים יותר

2021

Nursing
the World
to Health
I am Your Hero



משרד
הבריאות



Guidelines for examinees in the Government Licensing Exam for Registered Nurses



The Nursing Division - Licensing Examinations Department

Dear examinee,

We are happy to provide you guidance in preparation for the digital governmental registered nurse examination that will be held in the September 2021 sitting.

This presentation will show you information about the examination day and the way in which the questions in the digital examination are to be examined.

Dr. Shoshi Goldberg, the Head Nurse and the Head of the Nursing Division and the entire Nursing Division staff

Wishing you success in the licensing examination



Contents:

- ⦿ **The location of the examination**
- ⦿ **Directions for arriving for the examination**
- ⦿ **Entry to the examination**
- ⦿ **Organization for starting the examination**
- ⦿ **The examination structure**
- ⦿ **The course of the examination**
- ⦿ **How to answer questions in the digital examination**
- ⦿ **Following the fair examination rules**



The location of the examination

**The Convention Center, Exhibition Gardens, 101
Rokach Blvd., Tel Aviv**

Arrival by public transport:

- ❖ Israel Railways- get off at the Tel Aviv University Station
- ❖ Buses No. 137,189,278,40,47,48,49,89

Parking:

There is paid parking near the exhibition grounds.

Gate 7- drive in parking lot

Gate 1- railway parking lot

Rokach gate- Hayarkon Park parking lot

Dining services

There are no dining services at the site.

You must bring food and drink from home. (void noisy food wrappers)



Directions for arriving for the examination during the coronavirus pandemic

Arrival at the examination site:

1. Always have a mouth-nose mask when leaving home. The examinee will check his temperature before leaving for the examination site, and is not to leave home at all if one of the following conditions applies:
 - He is suffering from COVID-19 symptoms.
 - He has to be isolated at home according to the Ministry of Health's directions (including in the case of febrile illness, as stated in the Public Health Regulations (Home Isolation) Section 2A 1), a verified active COVID-19 case (who has not yet recovered).
2. All examinees and staff members must walk around in a shielded manner according to the regulations at all times, including during the examinations. All persons at the examination site must arrive with a mask and wear it throughout their stay at the premises.



Entrance to the exam hall

Exam Schedule -

Date	Part A	Part B	Remarks
13.9. 2021	9:00-11:15	11:15-13:30	* Holders of a time extension permit will be given an additional half hour for each part of the exam. * There is no break between the 2 parts of the exam
14.9.2021	9:00-11:15	11:15-13:30	

* The exam date, exam hours, and the hall in which you will be placed will appear in the summons letter that will be published on the personal portal about two weeks before the exam date.

Entrance at the gates of Expo Tel Aviv (Ganei HaTaarucha) -

- Be sure to enter the compound at a designated gate as shown in the summons letter.
- Wear a mask when you enter the exam hall and keep it with you throughout the exam. (Subject to the updated guidelines of the Ministry of Health)
- Ushers will be present at the exam complex, whose role is to assist examinees in finding their location.

Entrance to the exam hall - Doors will be open 45 minutes before the start of the exam.



On the day of the examination, you have to bring:

- A printed summons letter for the examination for finding the entrance and hall to which you have been assigned.
- An identity card or valid passport. ***A driving license cannot be used as an alternative.**
- A black or blue pen.
- A simple wristwatch (there are no clocks in the examination hall!)
- The site has air conditioning - bringing warm clothing is recommended.

Equipment that may not be used during the test

Calculator, dictionary, electronic dictionary, help / draft pages, USB memory stick, mobile phone
Smartwatch, headphones, any electronic equipment designed for photography, recording or communication.



Organization for starting the examination

Auditorium door opening time: about 45 minutes before the examination start time.

Sitting in the hall: You must sit at the table stating your name and examinee number appearing in the summons letter.

You must not change places.

Examinee identification process: Will be done by a supervisor (checking of identity card / passport match to the examinee list)

When entering the hall: You must place your personal bag with all equipment at the front of the hall.

*You may access your personal bag only after the examination is over, after four hours, or five hours for those entitled to a time extension.

Objects allowed on the table: You may place on the desk only your identity card / passport, pen, a water bottle and food.

Toilet break: Permitted subject to permission and escort by a supervisor about 45 minutes after starting the examination to half an hour before its end.

After entering, you may not exit the hall until the entire examination is over.



The digital examination format

- ❑ The exam will include a total of 180 questions, each part 90 questions, according to the compulsory curriculum of the Nursing Division at the Ministry of Health in Israel and the compulsory literature that appears on the Nursing Division website.
- ❑ All questions in the examination are multiple choice, with four possible answers, out of which the examinee must choose just one.
- ❑ The examination assesses knowledge, comprehension and application of the principles ensuring the safety and competency level required of a registered nurse.
- ❑ The questions deal with knowledge, understanding and ability to apply knowledge related to clinical conditions, on subjects reflecting the registered nurse's professional practice in acute and chronic conditions, including prevention, assessment, intervention, guidance and clinical decision making / judgment.



The course of the digital examination

- ❑ Part A will last two hours and a quarter. Examinees completing Part A before the time is up are to wait in their places until the beginning of Part B.
- ❑ Part B will last two hours and a quarter. Examinees completing Part B before the time is up are to leave the examination hall and the examination location.
- ❑ **There is no break between the two parts of the examination and exiting the hall will not be permitted.**

- ❑ If you have finished Part A before the time is up, wait quietly and patiently for the next part.

You can eat and drink in the last quarter hour at the end of Part A. **Do not go to your personal bag or use your mobile phone.**

- ❑ For people with a time extension- each part will last two hours and forty five minutes. After finishing Part A, wait for all the time to end, even if you did not use your time extension.



How to answer the questions in the digital examination

Entering the examination file:

- The table will have a page on it stating your username and password using which you can log into the system and the directions.
- After confirmation is given from the supervisor, the password for opening the examination file will be announced, at which time you can log in and start to answer.
- The page stating your username and password will be used as a draft page. You can use both sides of it. You may not take the page out of the hall. Taking the page out constitutes a violation of the fair examination rules.

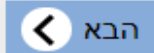


How to answer the questions during the examination - browsing in the digital examination

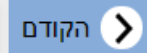
You can switch from question to question in the examination in two ways: **Using the browsing buttons and using browsing bars**

1. The browsing buttons on the top left of the screen allow you to move from screen to screen

To move to the next screen, press the Next button



To move to the previous screen, click the Previous button



2. The browsing bars in the top of the screen allow you to move from question to question easily

To move to any question, press the question number on the bar



In the browsing bar you can also see the examination progress:

The **Orange** rectangle represents the screen one is on

The **Gray** rectangle represents a fully answered question

***If you have been allowed to take a toilet break, you must leave the screen as it is without pressing the Next button**



Question answering screen:

Every screen will contain just one question with four possible answers. Mark the answer you think is most correct.

שאלות: 1 2 3 4 5 6 7 8 9 10 <

הבא > הקודם

כלי עזר

מחשבון

דף טיוטה

באיזו שנה הושק האייפון הראשון של אפל?

2009

2008

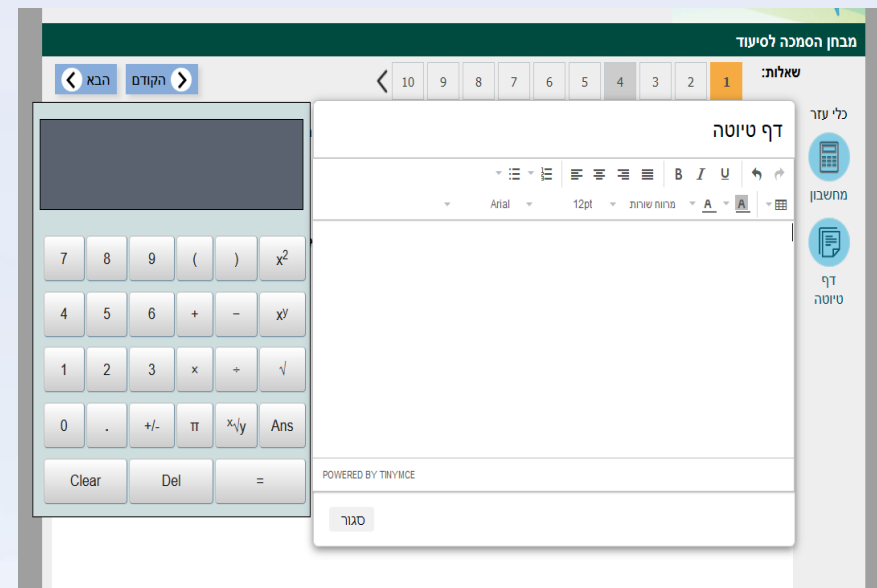
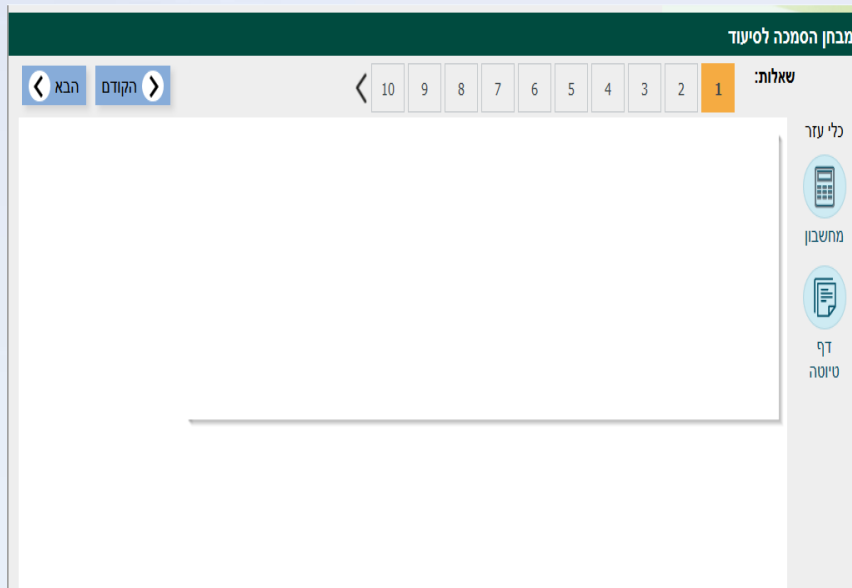
2007

2005



Draft pages and calculator:

The right side of the screen has draft pages and calculator, click them and type directly to make a calculation or write a note.





Example of a digital examination

The details for accessing the sample test follow:

Link: <https://am.mohi.sonet.com.au/engine/index.php/lms/login/path/Demo>

Username: Demo1234

Password: 1234

** For your attention:- the examination will contain multiple choice questions only.



Further information

- All computer equipment will be supplied by the Licensing Examinations Department.
- The screen will provide the option of writing draft pages and making calculations on the calculator.
- The table will have a page affixed to it with the examinee identification details. You can use both sides of this page as a draft page.
- Each hall will have technicians who will provide an immediate solution to technical problems. Raise your hand to get their attention if there is a fault or misunderstanding related to the system.



Following the fair examination rules

The Nursing Division strongly disapproves of any breach of the examination rules once the examinee has been identified during the exam and at its end

Each of the following will be considered as a violation of fair examination rules:

- Use of help pages.
- Contacting and assisting another examinee in any manner.
- Getting assistance from another examinee in any manner.
- Physically taking out examination material by copying or photographing.
- Use of electronic or other accessories during the examination.
- Taking advantage of toilet breaks for getting / forwarding information.

The Licensing Examinations Department has the power to disqualify or summon to a hearing before the Nursing Division's fair examinations committee any examinee suspected of breaching the fair examination rules.

לחיים בריאים יותר

2021

Nursing
the World
to Health
I am Your Hero



משרד
הבריאות



Thank you and good luck

